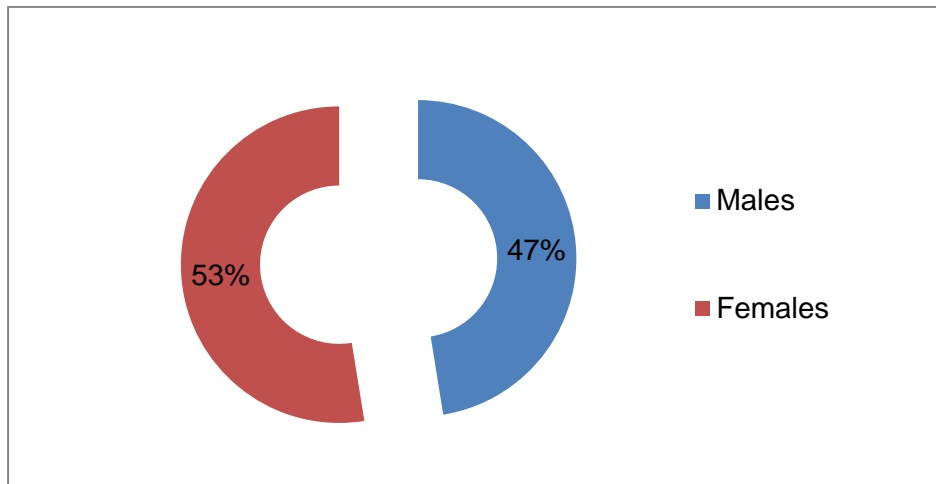


Newington, Ramsgate

To get a picture of the community we have used small area data from the 2011 Census. This data is weighed to fit the boundaries of the Big Local area. This means that, although this is the most accurate data we can have, these are estimates and the smaller the numbers, the higher the margin of error.

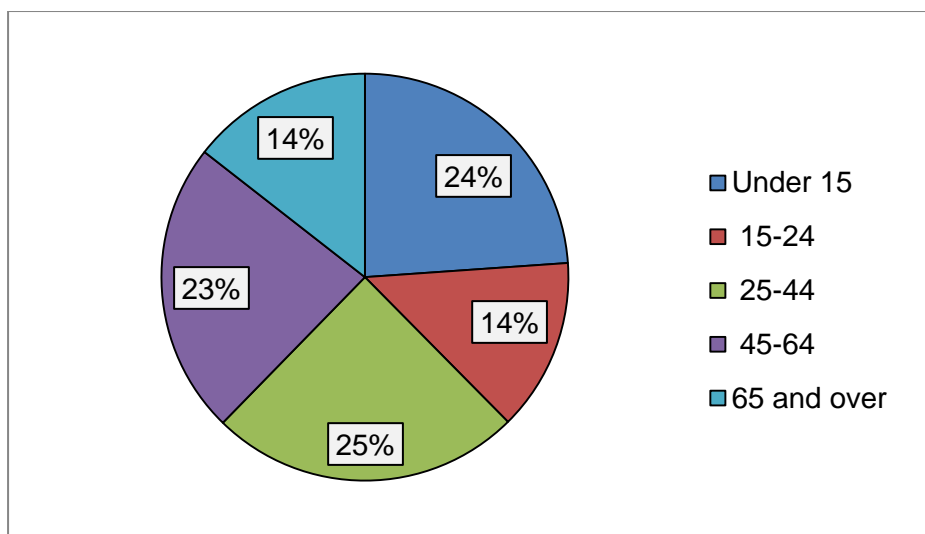
At the time of the Census there were 4758 people living in the area of which 2258 were male and 2500 female.



Age

The age range is:

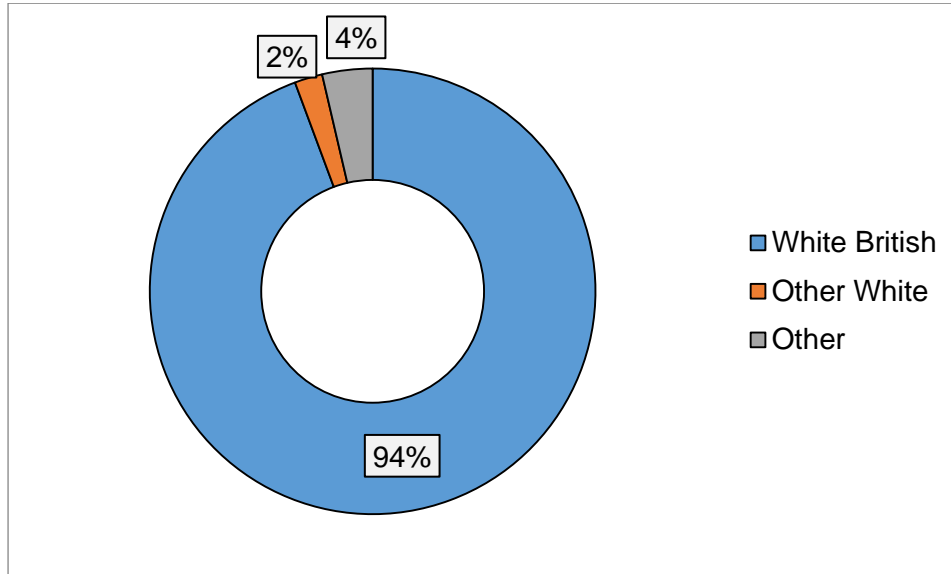
- 24% (1137) of the local population is under the age of 15;
- 14% (652) of the population is between 15 to 24;
- 25% (1176) of the population is between 25 to 44;
- 23% (1106) of the population is between 45 to 64;
- 14% (688) of the population is 65 and over.



Ethnicity

The ethnic diversity of the area is as follows:

- White British 94% (4489);
- Other white 2% (96);
- Other 4% (173).



Four dimensions of deprivation

This measure classifies households by “four dimensions of deprivation”:

Employment: any working age member of a household not a full-time student is either unemployed or long-term sick;

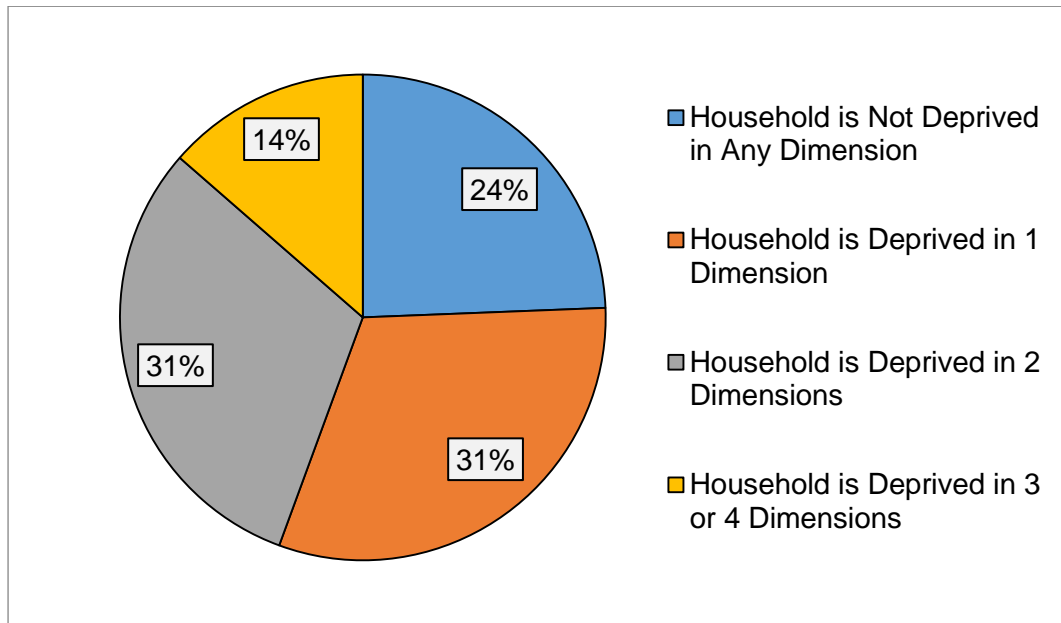
Education: no person in the household has at least level 2 education (5 GCSEs or equivalent), and no person aged 16-18 is a full-time student;

Health and disability: any person in the household has general health 'bad or very bad' or has a long term health problem; and

Housing: Household's accommodation is either overcrowded, with an occupancy rating -1 or less,¹ or is in a shared dwelling, or has no central heating.

- 24% (476) households are not deprived in any dimension;
- 31% (610) households are deprived in one dimension;
- 31% (602) households are deprived in two dimensions; and
- 14% (265) households are deprived in three or four dimensions.

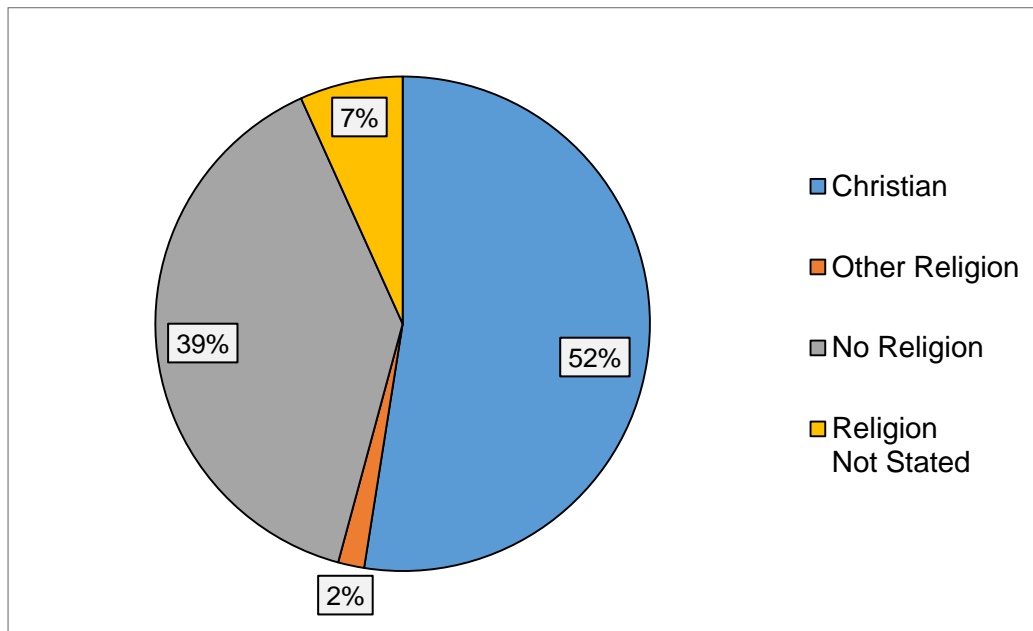
¹ A value of -1 indicates that there is one room too few and therefore overcrowding in the household.



Religion

The religions of all usual residents in the area are:

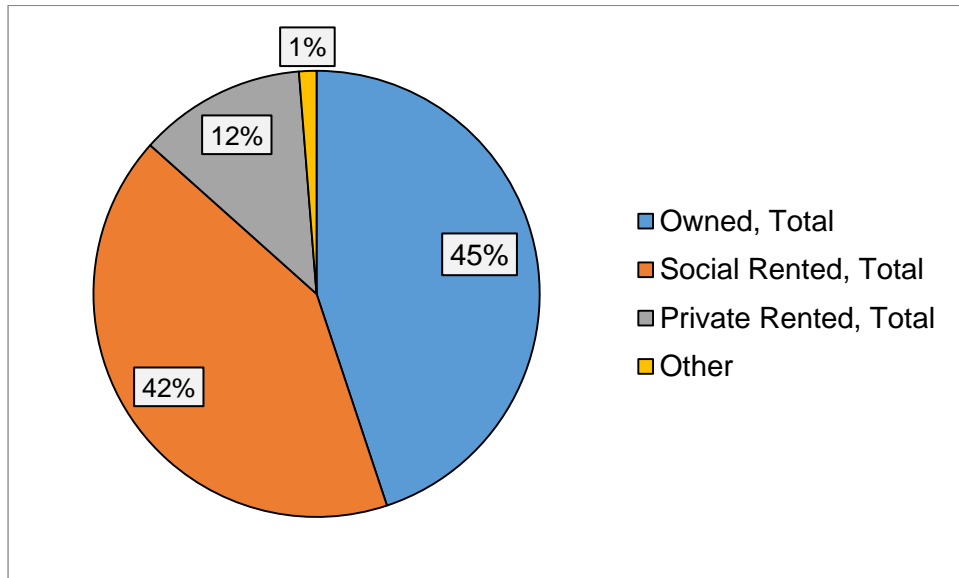
- Christian 52% (2498);
- Other religions 2% (81);
- No religion 39%(1858);
- Religion not stated 7% (321).



Housing

There are a total of 1953 households of which:

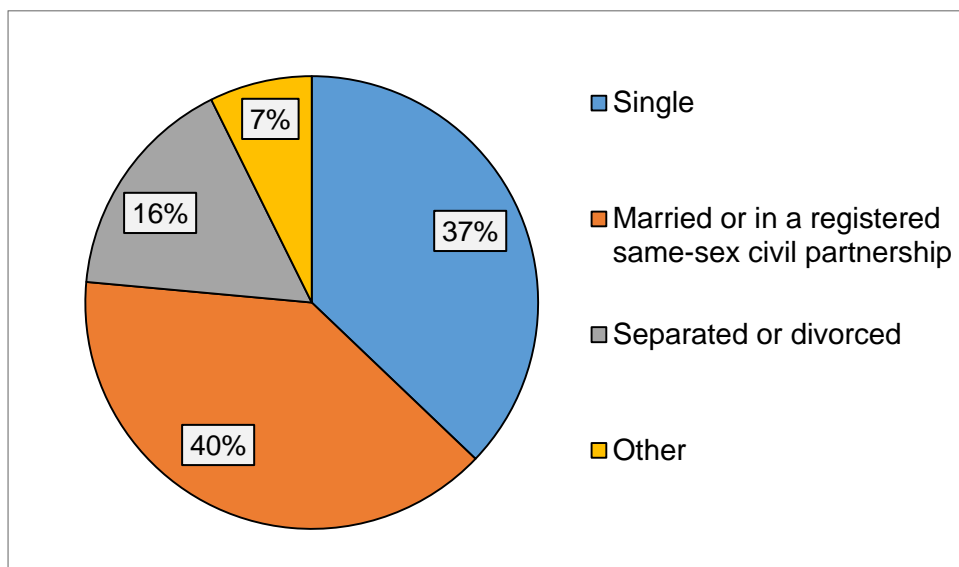
- 45% (877) own their property;
- 42% (815) social rented housing;
- 12% (237) privately rented housing; and
- 1% (25) other housing.



Marital status

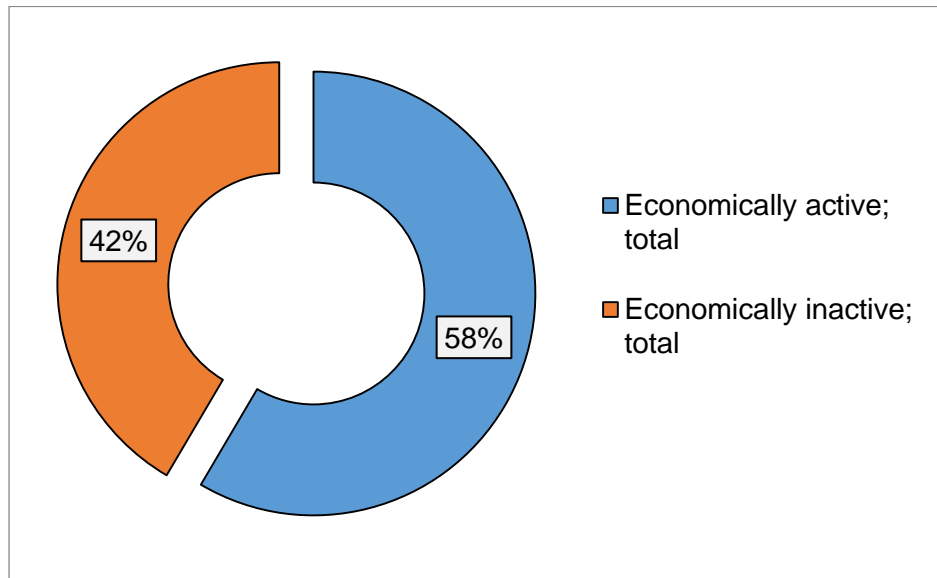
There are 3548 residents aged 16 and over.

- 37% (1317) are single;
- 39% (1395) are married;
- 16% (576) are separated;
- 7% (260) other.



Work

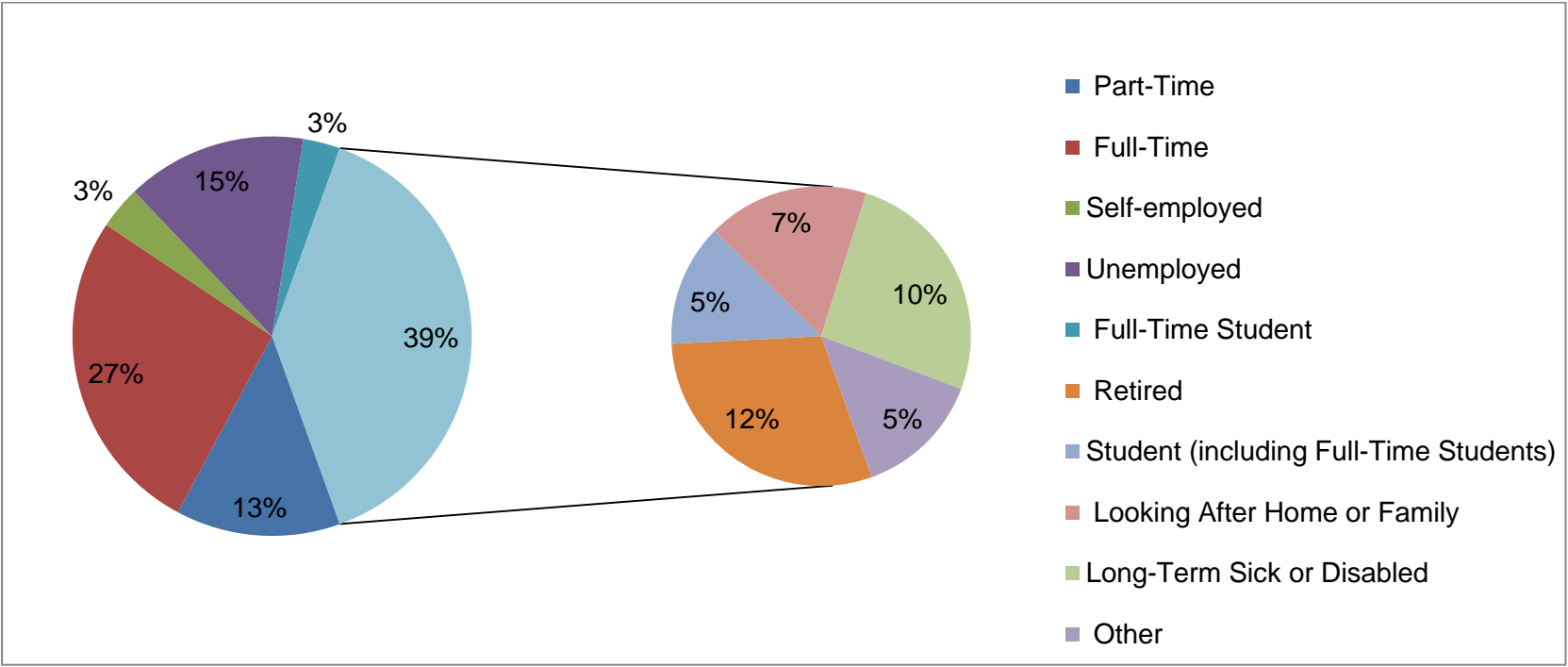
68% (3241) of residents are aged 16-74 of which 58% (1895) are economically active (looking for work) and 42% (1346) are economically inactive (not looking for work).



As a proportion of all residents aged 16-74:

- 30% (959) are working full time;
- 14% (457) are working part time;
- 5% (151) are self employed;
- 8% (245) are unemployed; and
- 3% (83) are full time students;
- 9% (280) are economically inactive (not looking for work) because they are looking after home or family;

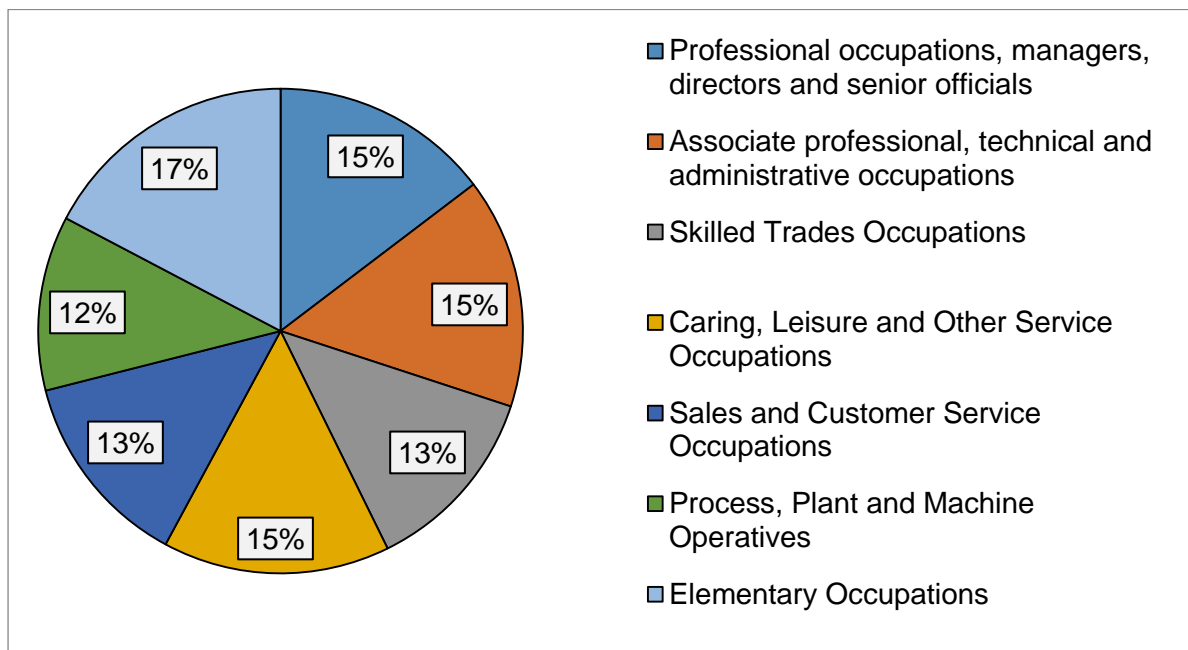
- 14% (466) are economically inactive because they are retired;
- 5% (158) are economically inactive because they are students; and
- 11% (344) are economically inactive because of long-term sickness or disability.



Occupation

There are 1627 people aged 16 to 74 who are in employment and of these:

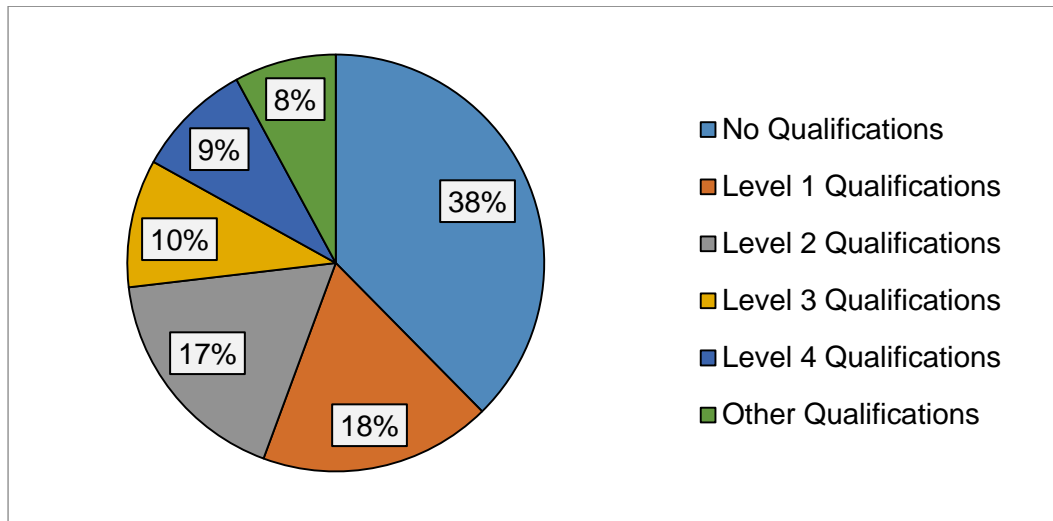
- 15% (239) are in professional occupations, managers, directors and senior officials;
- 17% (281) are in elementary occupations;
- 15% (250) are in associate professional, technical and administrative jobs;
- 12% (190) are in process, plant and machine operative jobs;
- 13% (214) are in sales and customer service occupations;
- 13% (206) are in skilled trade occupations; and
- 15% (247) are in caring, leisure and other service occupations.



Qualifications

3548 residents are aged over 16 of which:

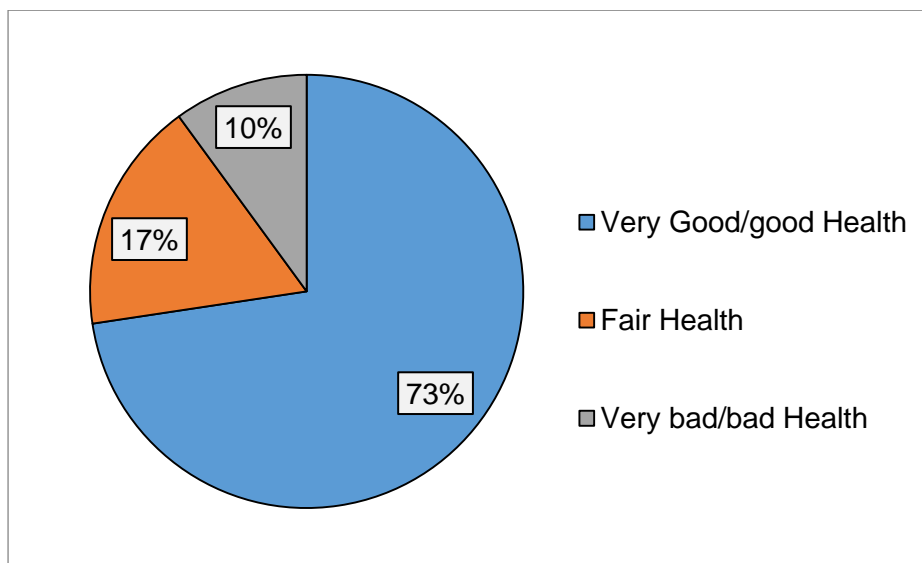
- 38% (1334) had no qualifications;
- 18% (639) had a 1-4 GCSEs or equivalent (level 1)
- 18% (621) 5 GCSEs or equivalent qualification (level 2);
- 10% (352) had a 2 or more A-levels or equivalent (level 3);
- 9% (321) had a Bachelors degree or equivalent, and higher qualifications (level 4);
- 8% (280) other types of qualifications.



Health

Of the 4758 residents:

- 73% (3455) say their health is good or very good;
- 17% (825) say their health is fair;
- 10% (478) say their health is bad or very bad.



Informal care

Out of all usual residents (4758),

- 87.3% (4154) provides no unpaid care;
- 5.4% (255) provides up to 19 hours of unpaid care;
- 2.4% (113) provides between 20 and 49 hours of unpaid care;
- 4.9% (235) provides 50 hours or more.

Languages

Out of all 4519 usual residents aged 3 and over

- 98% (4413) speak English as their main language;

Country of Birth

Out of a population of 4758

- 96% (4552) were born in the UK;